



Child Focus, Inc.
Making THE Difference!
www.child-focus.org

ANNUAL
REPORT



TO THE
COMMUNITY

2012



OUR MISSION

• The Mission of Child Focus, Inc.
• is to join with communities
• in strengthening families
• and improving the quality of life
• for children.

Board of Directors

Ben Yoder, President
Frost Brown Todd, LLC

Tim Beechuk, Vice President
Retired, Procter & Gamble

Rob Meyer, Treasurer
The Midland Company

Jim Nuckols, Secretary
Cincinnati Financial Corporation

Robin Scanlan, Head Start Policy Council Chair
Parent

Margaret Krueger
Retired, Goshen Local School District

Scott Shirk
Deloitte & Touche, LLP

Amber Bennet
Parent

Jennifer Horwitz
University of Cincinnati Arlitt Center

Every day at Child Focus, we strive to create a community where all children grow up with endless possibilities and potential. We help strengthen families with children and the communities in which they live by focusing our efforts on four interlocking goals: nurturing parenting, school readiness and success, good mental health and safe and healthy homes.

Child Focus continues to grow despite rapid change and flat or reduced funding. More importantly, the children and families in our care continue to show progress and positive change that will impact their lives and the community around them.

As we look to a future that includes The Affordable Care Act, Health Homes and the integration of mental health and primary care, we see the key elements needed to build cohesive, thriving communities. It also emphasizes the importance of our continued partnerships with government, business and the nonprofit sector. In 2013 we continue our evolution with expansion to offices in HealthSource of Ohio and Chatfield College in Brown and Clermont Counties. With the collaboration of local schools, juvenile court, children's protective services, pediatricians and local mental health boards we are confident that services to children and families will continue to improve.

I am delighted to share our annual report to the community with you,



James L. Carter, CEO
Child Focus, Inc.

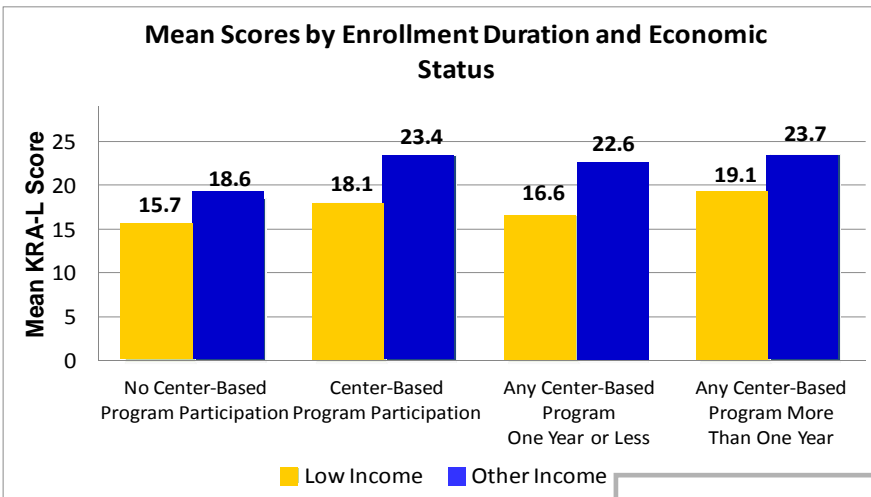


EARLY LEARNING

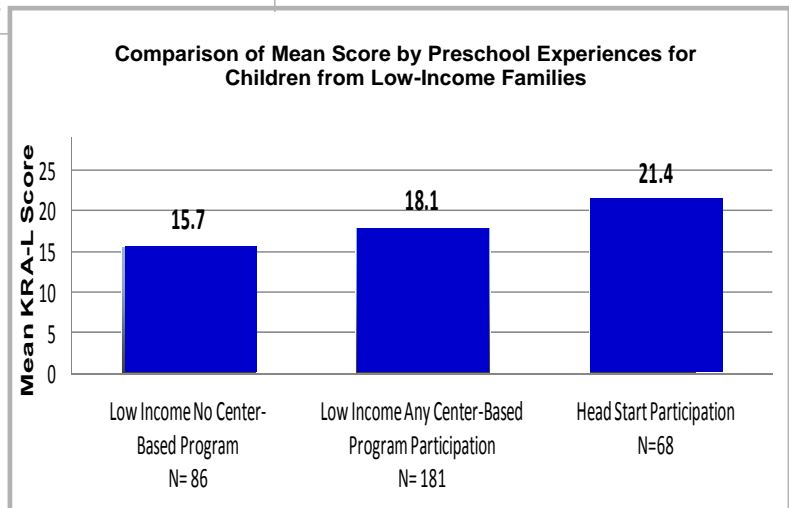
Child Focus Early Learning Programs provide the building blocks for the future success of young children in our community. Our programs are designed to ensure more children are ready to learn and ready to succeed in school.

EARLY LEARNING EXPERIENCES MATTER

A key measure of the success of the Child Focus School Readiness Plan is the KRA-L assessment. Ohio requires that every incoming kindergarten child entering a public school be assessed with the KRA-L (Kindergarten Readiness Assessment – Literacy). The KRA-L is comprised of six elements or essential indicators of early literacy success: answering questions, sentence repetition, rhyming identification, rhyming production, letter identification, and initial sounds. Students receive a composite score (on a scale from 0-29.) In collaboration with local school districts and other United Way Success by Six (SB6) partners, Child Focus collected 2011-2012 school year data to analyze how early learning experiences impacted school readiness. As expected, we found that early learning experiences make a difference, especially for low income children.



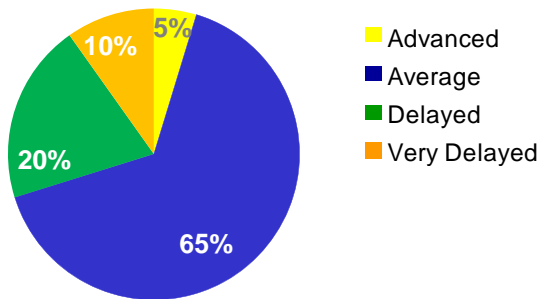
Participation in preschool helps close the school readiness gap for children of low income households



83% of Head Start children transitioned to Kindergarten on track for school success.



Year End Bracken, 2010-2011

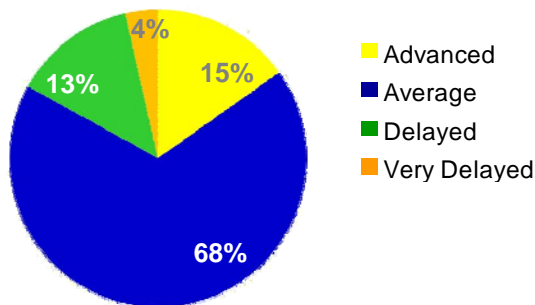


BRACKEN RESULTS– SCHOOL YEAR 2010/2011 & 2011/2012

The Bracken School Readiness Composite measures receptive skills in identifying colors, letters, numbers, sizes and comparisons, and shapes. This assessment is believed to provide an indicator of school readiness through a normed scoring system which can be converted to percentile ranking and a descriptive classification (Advanced, Average, Delayed and Very Delayed) for ease of understanding.

Child Focus has learned from previous assessment results and used the assessment data to improve teaching methods and placed greater attention on small group instruction and individualized interventions this year. The positive effect on child progress has been dramatic. Year end scores for 2012 demonstrate that 83% of children transitioned to kindergarten with Average or Advanced school readiness skills. At the end of the 2011 program year, that number was only 70%. This year, with a plan for more interventions, implementation of the Response To Intervention (RTI) model for identifying and serving children who require extra supports, and individual monitoring for an expanded set of readiness skills, our expectations are high for improved results.

Year End Bracken, 2011-2012



MENTAL HEALTH

Child Focus provides mental health services that parents and caregivers report are helpful and informative, as well as provide meaningful information, such as how to implement treatment recommendations in the home and educational settings.

Behavioral indicators and additional service outcomes are from the 2011-2012 Fiscal Year.

DIAGNOSTICS

100% of parents and clients reported that they are satisfied with diagnostic services by indicating that the evaluation provided them with new and useful information about their child's strengths and difficulties and that their question or concern about their child was answered.

JUVENILE COURT INTENSIVE HOME-BASED

100% of parents, or families who received this service reported satisfaction with the service through the outcomes questionnaire

CRISIS INTERVENTION

100% of parents reported that they felt more in control following the service.

THERAPEUTIC SUPPORT PROVIDER

100% of active clients who receive TSP services report the therapeutic support service as helpful and effective with a score of 8 or higher on a 10 point scale.

CASE MANAGEMENT

95% of parents reported they were extremely or moderately satisfied with the case management service through the outcomes questionnaire.

OUTPATIENT MENTAL HEALTH

92% of parents/guardians of active clients surveyed reported the services are effective for their child with a rating of 8-10 on a 10 point scale.

PARTIAL HOSPITALIZATION

86% of families reported satisfaction with the program through the outcomes questionnaire.

OUT OF HOME CARE

Child Focus provides comprehensive out-of-home placement and supportive services to children and their families.

Behavioral indicators and additional service outcomes are from the 2011-2012 Fiscal Year.

FAMILY STABILITY

100% evidenced improvement between their pre and post test AAPI scores, which measure changes in parenting beliefs and practices which lead to reduced risk of child abuse and neglect.

FOSTER CARE


100% of children placed in Child Focus, Inc. foster homes were free from substantiated child abuse and neglect.

100% of children surveyed reported feeling safe in their foster home, plenty of food to eat, fun things to do, and regular contact with their birth families.

100% of school age foster children met school attendance guidelines and **82%** of foster children evidenced passing grades in 100% of academic subjects.

LIFE SKILLS

100% of youth improved between pre and post testing following participation in the Life Skills group program. **83%** of youth evidenced the use of job seeking skills.



*Youth that participate in the Life Skills group program **benefit by acquiring both hard and soft skills** that prepare them for adult roles and responsibilities.*

*The outcome data provided is consistent with historical outcome findings and suggests that **youth need a formal, structured program** to support their transition to adulthood.*

SCHOOL BASED

School-Based services are designed to promote positive mental health, provide early identification of psychological and social problems to reduce non-cognitive barriers to learning, and reduce the risk factors associated with school failure.

Behavioral indicators and service outcomes are from the 2011-2012 school year.

SCHOOL-BASED MENTAL HEALTH

100% of school staff surveyed agreed with the statement, “Child Focus School Based Services role is needed in this school.”

100% of school staff surveyed agreed with the statement, “I would recommend School-Based Mental Health services to other schools and teachers.”

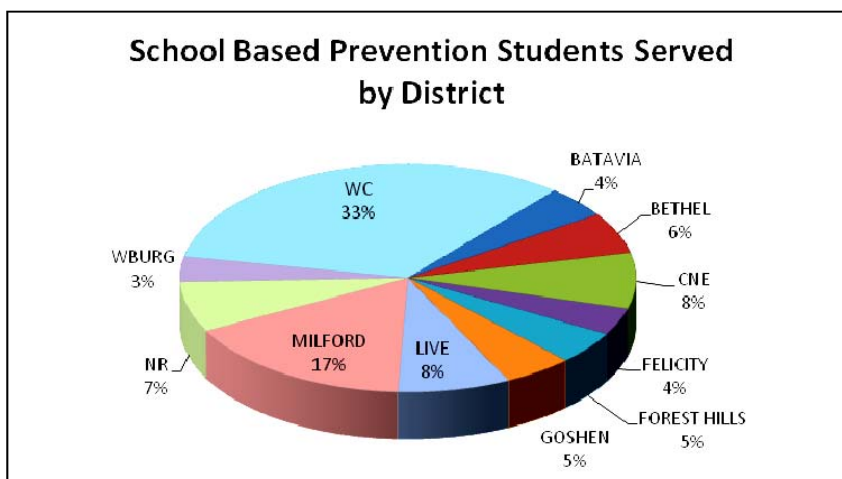
99% of school staff surveyed agreed with the statement, “The students served learned skills and used them to be more successful in the classroom.”

98% of school staff surveyed agreed with the statement, “The mental health service provided to students taught them skills that they have demonstrated.”

98% of school staff agreed with the statement, “Child Focus School Based Services provided consultation that I was able to use.”

98% of the school staff agreed with the statement, “Child Focus School Based Services kept our staff well informed about all services and resources available through Child Focus or elsewhere.”

91% of students indicate that they will refer other students to school based prevention services if warranted.



‘Behavior Problems’ were the most common reason for a repeat referral!

Lacking Social Skills’ was the second most common reason.

COMMUNITY PARTNERS

Community volunteers played a vital role in supporting the children and families in our community.

Community volunteers played a vital role in supporting children and families in our community. Companies like **PNC Bank, Duke Energy, Mercy Health Center, The Cincinnati Nature Center, United Way, The Clermont County Public Library, Medical Mutual of Ohio, Union Central, Park National Bank, Kemphaus, Henning & Hood, CPA and USI Midwest** have donated their funding, time and staff to provide valuable learning and experiential activities for children and families.

Child Focus would also like to thank **Kroger, Channel 9** and all community supporters for the **Channel 9 Toy Drive at Kroger Eastgate**. Child Focus received donated gift cards, cash and toys. Special thanks to WCPO 9 News Anchors Brendan Keefe, Clyde Gray and Meteorologist Sherrie Hughes for providing support and helping thank those donating that day. The Giving Tree program provides food, clothing, coats, cleaning supplies and toys for needy families enrolled in Child Focus programs. Overall, 98 families with 264 children were helped. Special thanks also goes to **Mt. Moriah Church, Sharefax Credit Union, Creative Retirement Services, Cherry Grove United Methodist Church, Newtonsville Methodist Church and Lerner Sampson & Rothfuss** for sponsoring multiple families!

In 2011-2012, Child Focus utilized over 960 parent and community volunteers.



OUR FINANCIALS

Federal, state and local government grant funds, contracts with other agency and school partners, private fees, insurance, subsidies from the Clermont County Mental Health & Recovery Board and local levy funds allow us to serve our families.

The final, agency-wide audit report for Fiscal Year ending June 30, 2012 was conducted in accordance with auditing standards generally accepted in the United States of America, the standards applicable to financial audits contained the Government Auditing Standards, issued by the Controller General of the United States; and OMB Circular A-133. The audit did not contain any non-compliances, any questioned costs, any instances of non-compliance with any funding sources, or reveal any material weaknesses in the agency's internal control system.

Child Focus Inc.
Statement of Activities
Year Ended June 30, 2012

Support:	
Federal grants	3,404,249
State subsidies	1,353,919
Title XIX and other federal funds	2,531,852
School District contracts	212,973
Therapeutic Foster Care funds	808,235
Early Head Start	1,203,348
In kind program revenue	322,395
United Way	226,348
Contributions	8,276
Revenue:	
Day care funds	515,872
Fees:	
Self Pay	65,924
Agency	166,428
Miscellaneous income	152,958
Special events less expenses of \$14,649	6,709
Child/Adult Care Food Program reimbursement	222,055
Homebased Intervention	214,332
Ohio Children's Trust Fund	61,823
Day Treatment	329,615
Interest income	11,245
Rental Income	51,411
Unrealized gain on investment	2,109
Release from restrictions	-
	<hr/>
Total support and revenue	12,091,921
Expenses:	
Program services	10,078,858
Management and general	1,820,891
Fundraising	7,183
Total expenses	<hr/>
	11,906,932
Change in net assets	184,989
Net assets, beginning of year	6,662,428
Net assets, end of year	6,847,417



The **Mission** of Child Focus, Inc.
is to join with communities
in strengthening families
and improving the quality of life
for children.



Child Focus, Inc.
Making THE Difference!
www.child-focus.org

